



PLYMOUTH-CANTON
COMMUNITY SCHOOLS

GLOBALLY FOCUSED. LOCALLY CONNECTED.

Meeting #3 – Middle Schools
Visioning

-
-
-
-
-

GUIDING PRINCIPLES RANKING	Ranked 1-6
<i>Transform our instructional spaces into flexible learning studios that contain mobile furniture to support 'hands-on', collaborative and project base learning</i>	15
<i>Assure that all students and staff have access to up-to-date, interactive technology in their everyday instruction and learning.</i>	15
<i>Create secure entries at all District schools that not only improve the safety of our students and staff, but maintain a welcoming atmosphere for visitors.</i>	14
<i>Taking into account our stable enrollment, create a district structure (square footage and number of buildings) that matches our future enrollment numbers to assure the most operationally efficient structure moving forward.</i>	13
<i>Create a media center/learning commons that allows flexible arrangement of furniture to accommodate the diverse needs of all students and programs.</i>	12
<i>Develop professional space for faculty and staff to encourage team teaching, collaboration and interaction</i>	10
<i>Consider the unique requirements of our special students to enhance their everyday life and accommodate their social and physical needs</i>	7
<i>Consider the needs of our young children with facilities that are age-appropriate and designed to reinforce and celebrate their uniqueness.</i>	6
<i>Create spaces for STEAM/STEM curriculum instruction that are flexible, adaptable and stimulating.</i>	4
<i>Develop flexible dining space that is separate from the gym and that can accommodate a wide variety of activities and programs</i>	4
<i>Develop relationships and cultivate partnerships with community assets/local businesses as a way of providing richer programming for students.</i>	3

-
-
-
-
-
-
-
-
-
-
-
-
-
-

-
-
-
-
-
-
-
-

Plymouth-Canton Community Schools
Classroom Utilization Assessment

PLYMOUTH-CANTON COMMUNITY SCHOOLS - CLASSROOM UTILIZATION						
School Name	Grade Configuration	General Ed. Classrooms (A)	Support Rooms (Full-sized Classrooms used for: Special Ed., ELL, Literacy, PK, Etc.) (B)	Dedicated "Classrooms" (Music, Art) (D)	Total Classrooms (General Ed. + Support Rooms + Available Classrooms) (A+B+C+D = E) (E)	Student Enrollment (FTE) (as of Fall '18 Count Day) (F)
SCHOOLS:						
ELEMENTARY:		273	43	29	348	7,079
Bentley	K-5	19	3	2	24	521
Bird	K-5	20	2	2	24	506
Dodson	K-5	19	3	2	24	535
Eriksson	K-5	20	2	2	24	502
Farrand	K-5	17	3	2	22	419
Field	K-5	17	4	2	23	471
Gallimore	K-5	13	8	2	23	368
Hoben	K-5	22	0	2	24	529
Hulsing	K-5	20	1	2	23	505
Isbister	K-5	19	0	2	21	483
Miller	K-5	20	0	2	22	520
Smith	K-5	16	0	2	18	430
Tonda	K-5	20	2	2	24	550
Workman	K-5	26	2	2	30	740
MIDDLE:		158	0	34	192	4,037
Discovery	6-8	35	0	7	42	741
East	6-8	30	0	7	37	780
Liberty	6-8	34	0	7	41	809
Pioneer	6-8	31	0	5	36	923
West	6-8	28	0	8	36	784
HIGH:		261	28	1	291	6,285
Canton	9-12	80	6	0	86	1977
Plymouth	9-12	82	8	0	90	2050
Salem	9-12	80	11	0	91	2020
Starkweather Academy	9-12	19	3	1	24	218
TOTAL:		692	71	64	831	17,401

Note: For MS and HS Capacity Calculations, Column A, Column C, and Column D are included

BUILDING CAPACITY (TARGET CLASS SIZE)		
Building Capacity [(Colm. A) * Class Size] (Target) (G)	Excess Capacity (Target) (G-F) (H)	Utilization % (Target = F/G) (I)
28 Pupils at K-5 30 Pupils at 6-8 32 Pupils at 9-12		
7,712	633	92%
532	11	98%
560	54	90%
532	-3	101%
560	58	90%
476	57	88%
476	5	99%
364	-4	101%
616	87	86%
560	55	90%
532	49	91%
560	40	93%
448	18	96%
560	10	98%
728	-12	102%
4,684	647	86%
1050	309	71%
900	120	87%
1020	211	79%
930	7	99%
784	0	100%
8,059	1,774	78%
2560	583	77%
2624	574	78%
2560	540	79%
315	97	69%
20,455	3,054	85%

plante moran | cresa

DRAFT



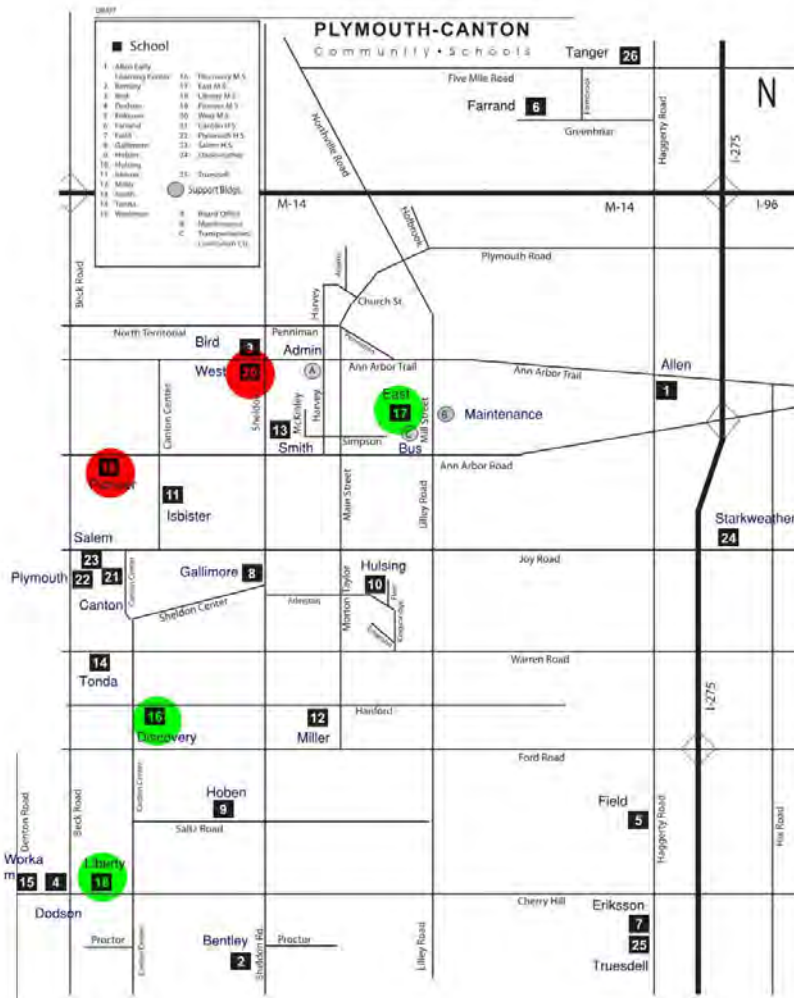
Plymouth-Canton Community Schools

Classroom Utilization Assessment

PLYMOUTH-CANTON COMMUNITY SCHOOLS - CLASSROOM UTILIZATION	
School Name	Student Enrollment (FTE) (as of Fall '18 Count Day) (F)
SCHOOLS:	
MIDDLE:	4,037
Discovery	741
East	780
Liberty	809
Pioneer	923
West	784

BUILDING CAPACITY (TARGET CLASS SIZE)		
Building Capacity [(Colm. A)*Class Size] (Target) (G)	Excess Capacity (Target) (G-F) (H)	Utilization % (Target = F/G) (I)
28 Pupils at K-5 30 Pupils at 6-8 32 Pupils at 9-12		
4,684	647	86%
1050	309	71%
900	120	87%
1020	211	79%
930	7	99%
784	0	100%

DRAFT



MIDDLE SCHOOL UTILIZATION
Average = 86%

- 71%-87% (Green Circle)
- 99%-100% (Red Circle)

**MAP REDACTED FOR
SECURITY PURPOSES**

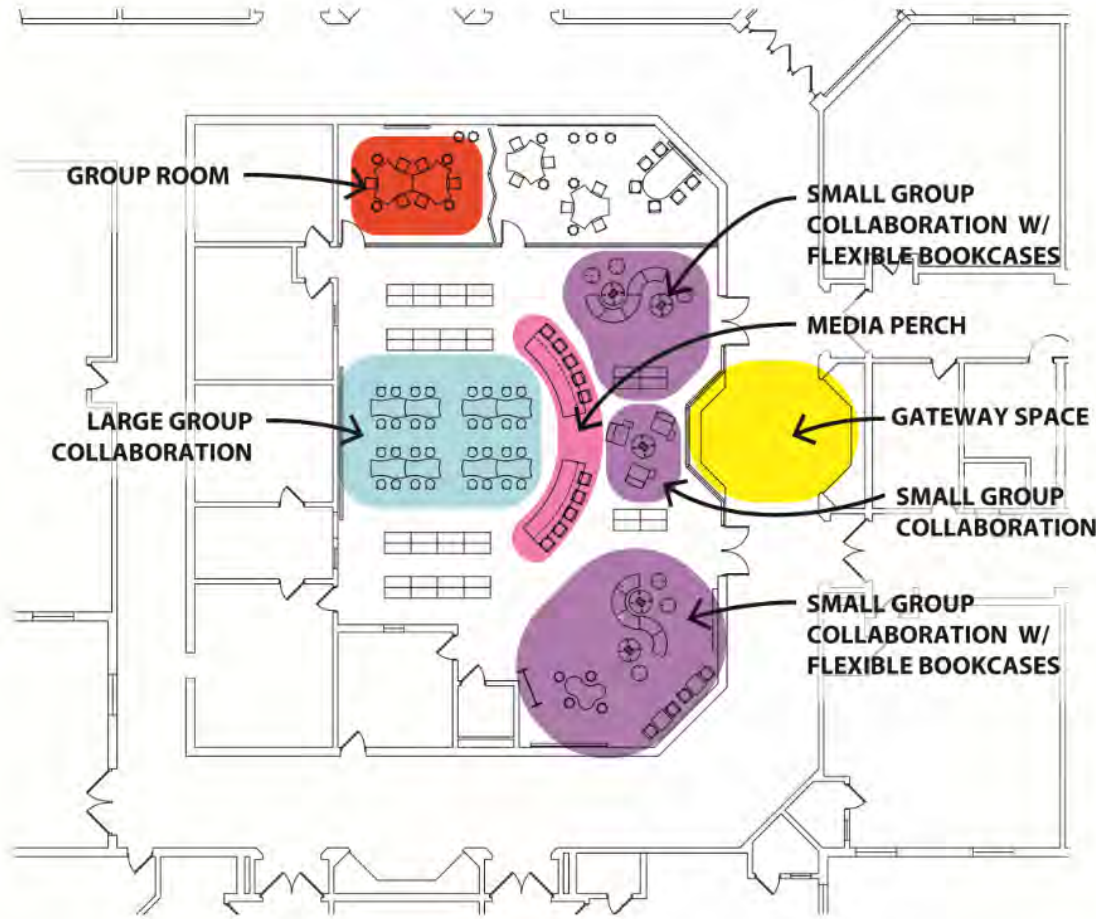


DISCOVERY MIDDLE SCHOOL
No Scale

plymouth - canton
COMMUNITY SCHOOLS



Discovery Middle School







away





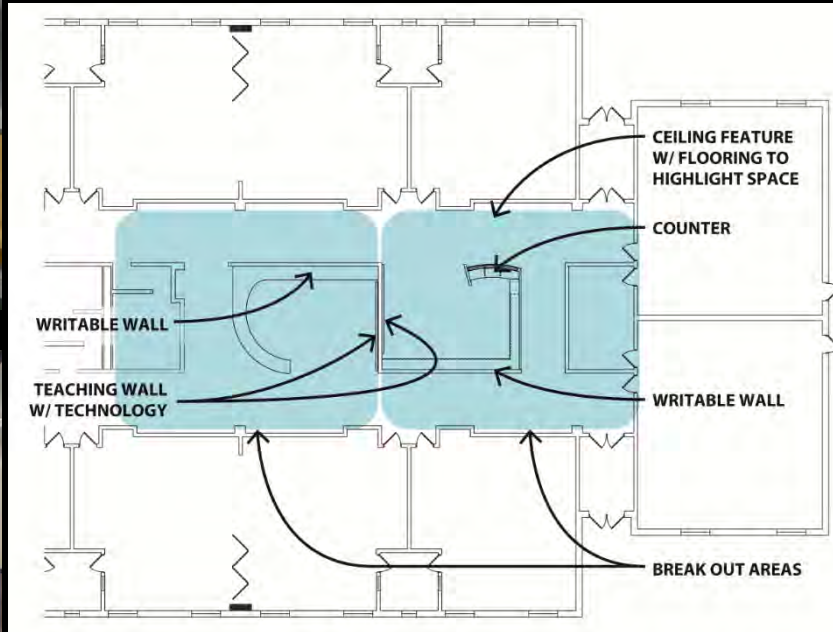




















MAP REDACTED FOR SECURITY PURPOSES

No Scale





**MAP REDACTED FOR
SECURITY PURPOSES**



**LIBERTY MIDDLE SCHOOL
FIRST FLOOR PLAN**
No Scale



**MAP REDACTED FOR
SECURITY PURPOSES**



LIBERTY MIDDLE SCHOOL
SECOND FLOOR PLAN
No Scale



REMODEL EXISTING OFFICE INTO TWO

GROUP / RECEPTION / INFORMATION AREA. COURTYARD

STUDENT ENTRY

MAP REDACTED FOR SECURITY PURPOSES



PIONEER MIDDLE SCHOOL
No Scale

h-canton
COMMUNITY SCHOOLS





POTENTIAL
TRACK & FIELD

**MAP REDACTED FOR
SECURITY PURPOSES**



ELEVATOR



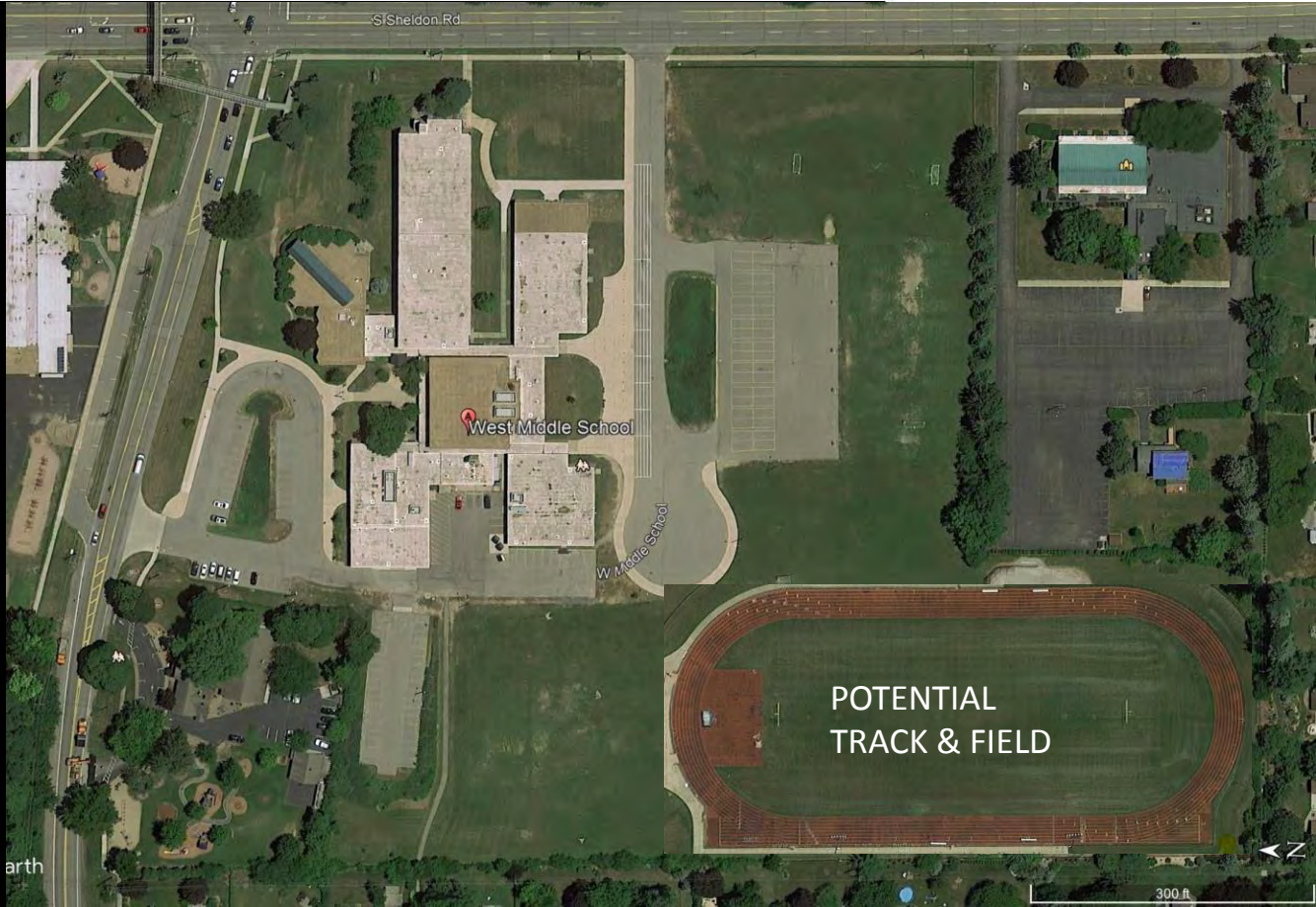
WEST MIDDLE SCHOOL
FIRST FLOOR PLAN
No Scale



**MAP REDACTED FOR
SECURITY PURPOSES**



**WEST MIDDLE SCHOOL
SECOND FLOOR PLAN**
No Scale



Sheldon Rd

West Middle School

W Middle School

POTENTIAL
TRACK & FIELD

300 ft

arth



PLYMOUTH-CANTON
COMMUNITY SCHOOLS

Questions?